



Drain the transmission oil.



Remove the mounting screws and take off the right cover.

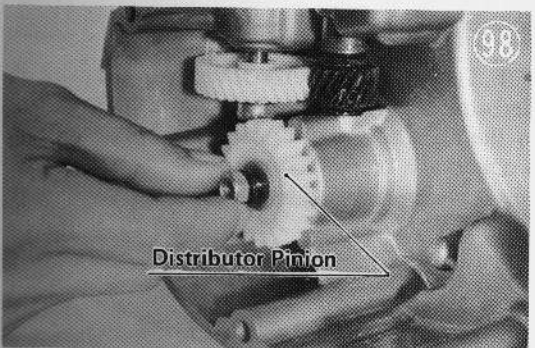
H1 (CDI)



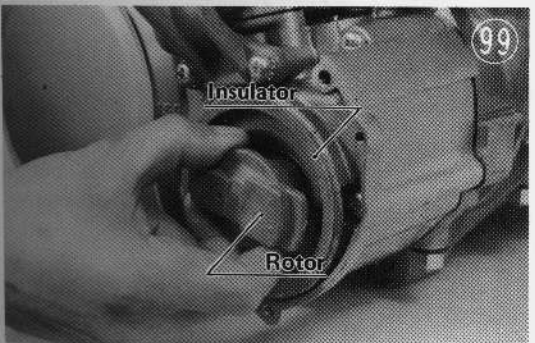
CAUTION: If the kick shaft or gear change shaft oil seal is removed, it must be replaced. Remove them only if they appear to be damaged.

b. Distributor (H1 CDI)


Hold the rotor to stop the distributor shaft from turning, remove the pinion gear mounting nut and take the gear off the shaft.



Pull the distributor rotor off the distributor shaft. Then remove the distributor insulator from the right cover.




Remove the pin from the distributor shaft. With a mallet, lightly strike the distributor shaft on the inside end to remove it.



CAUTION: Do not remove the oil seal unless it is damaged.

c. Tachometer Gear

Take the shaft and the guide bushing from the cable opening, and the gear and thrust washer can be removed.



d. Oil Pump

Remove the mounting screws and take off the oil pump.

