

Table 24 Tires

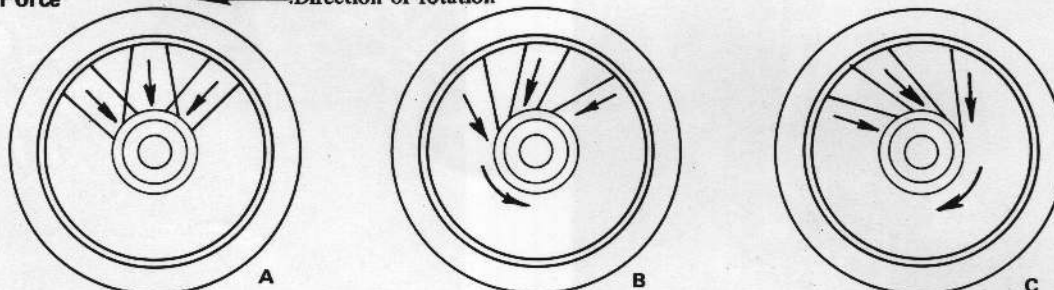
Model	Tire Size		Air Pressure	
	Front	Rear	Front	Rear
H1	3.25-19 4PR	4.00-18 4PR	26psi (1.8 kg/cm ²)	31psi (2.2 kg/cm ²)
H2	3.25S19 4PR	4.00S18 4PR	26psi (1.8kg/cm ²)	31psi (2.2kg/cm ²)

Table 25 Wheels

Model	Rim Size		Spoke Size	
	Front	Rear	Front	Rear
H1	1.85B X 19W	2.15B X 18W	9(3.5 mm ϕ)	9(3.5 mm ϕ)
H2	1.85B X 19W	2.15B X 18W	9 (3.5 mm ϕ) (.138 in. radius)	9 (3.5 mm ϕ) (.138 in. radius)

Spoke Force

← Direction of rotation



(221)

c. Rim

The outside edge of the rim is curved toward the center so that the tire bead will catch on it, staying in place by outward tension from the tire air pressure. Since this type of tire does not keep the tube from sitting against the rim, a rim band is provided to guard the tube from damage.

d. Spokes

The spokes connect the rim and the hub, and being fixed to the hub at an angle, are able to support the vehicle and load force under any conditions. Figure 221 shows the force applied to the spokes: Spokes A support the standing weight of the vehicle and receive the force of road shocks; spokes B work during acceleration and normal forward movement; spokes C receive their heaviest load during braking.

e. Bead Protectors

The rear wheel on the H Series is equipped with bead protectors which prevent damage to the tube during high speed braking, by keeping the bead from slipping on the rim.

f. Wheel Balance

Inertia of the wheel increases as the square of the angular speed of the wheel, which means that the faster the wheel turns, the more that even a small difference of weight around the wheel will affect stability. To maintain wheel stability and prevent vibration at high speeds, wheel balancing weights are fixed to the outer end of the spokes.

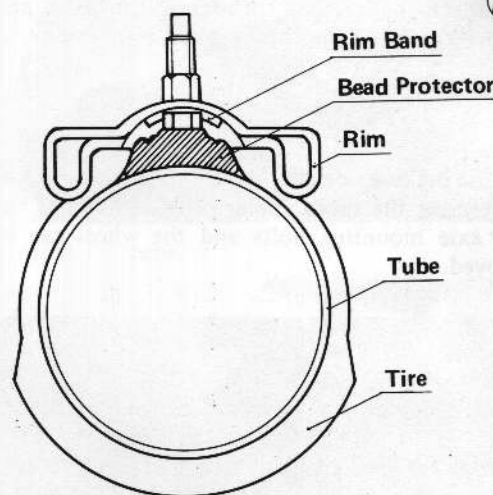
2) Disassembly

a. Front Wheel

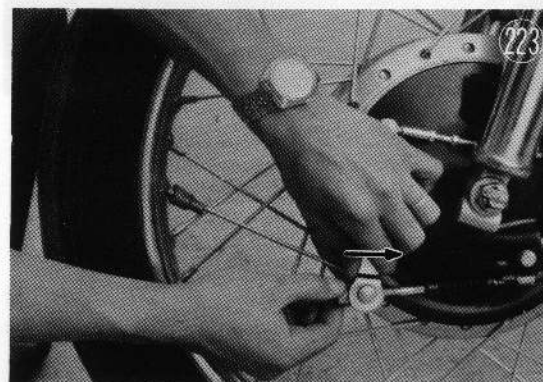
(1) Expansion brake models

Remove the front brake cable.

Bead Protector



(222)



(223)