



H2




Clutch cable

To remove the clutch cable, loosen the clutch release lock nut, and giving the cable plenty of play with the adjusting screw, remove the inner wire of the clutch cable from the clutch release lever after straightening the lever tongue.

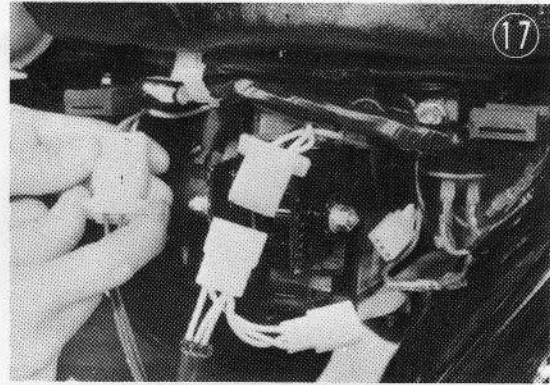


AC generator wiring


H1




H2



Engine mounting bolts



Engine



Completed disassembly

