




Using a hook spanner (special tool), loosen the steering stem nut and remove it. It is not necessary to remove the damper knob stopper and nut from its top.





Unscrew the top bolts and take off the steering stem head. (Expansion brake models)





Take out the steering stem head bolts and remove the stem head. (Disc brake models)



Remove the steering stem bolts and pull out the front forks and covers.



Take out the spring and pour out the oil. The oil can also be removed with the fork still attached to the frame, by removing the screw at the bottom of the fork and draining the oil.



Clamp the lower end of the fork in a vise. Wrap it with a piece of tire tube or other rubber to prevent scratching, and loosen it with a chain wrench or pipe wrench.