



Carburetors

NOTE: First close the fuel tap and remove the fuel pipe.

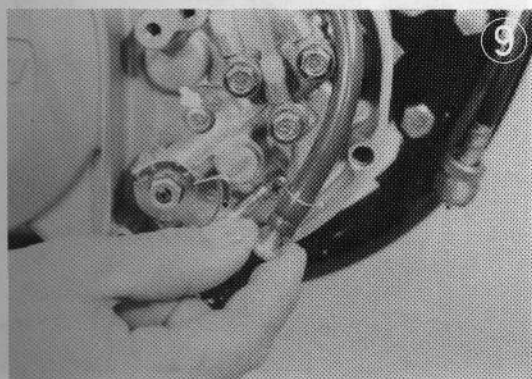


Oil pump lever cover (H1) and oil pump cable




Oil inlet pipe


To prevent oil from leaking, remove the banjo bolt, take the banjo fitting out of the oil pipe, and insert a screw into the end of the pipe as illustrated.



Shift pedal



Front chain cover



Drive chain

The H1 drive chain comes off after removing the clip and taking out the master link.

The H2, because of its high power, has no master link. To take the chain off the sprockets, loosen the rear torque arm mounting, brake adjusting nut, rear axle nut and chain adjusters. Then move the rear wheel forward to give the chain play.

H1

