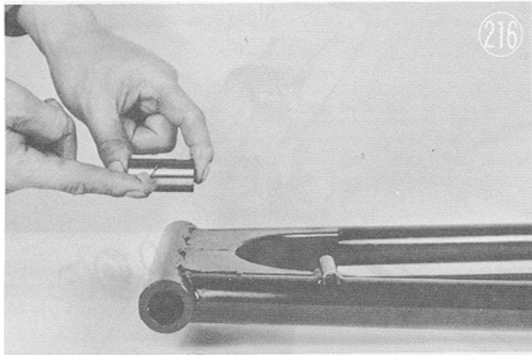
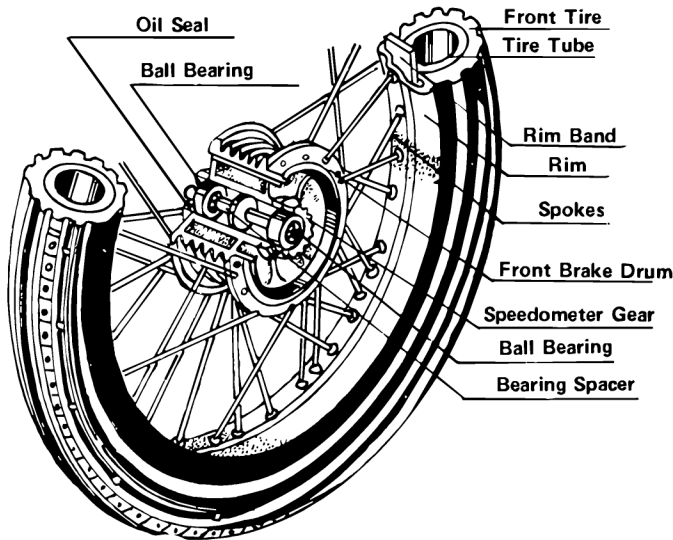


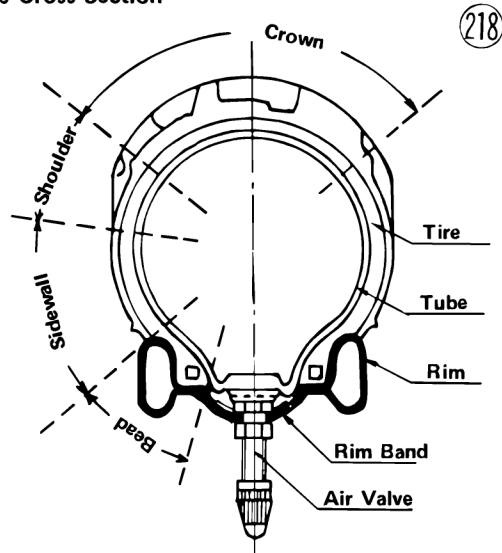
2. Pivot shaft lock nut torque is 58 – 87 ft.-lbs.
(8 – 12 kg-M).



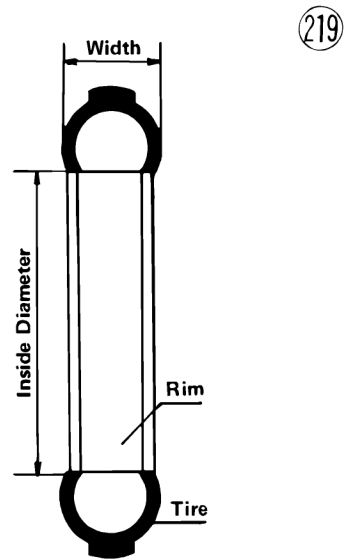
Wheel Construction



Tire Cross Section



Tire Size



3. WHEELS

1) Construction

a. Wheel

The wheel consists of the tire, rim, spokes tube, and hub.

b. Tire

Fig. 218 is a cross-sectional diagram of a tire. The crown of the tire is the normal riding surface; the shoulder portion holds the road during turns; the sidewalls absorb much of the shock from the road surface, and the bead holds the tire onto the rim.

Various tread patterns are manufactured into tires to allow selection of a tire suitable for its intended use. A rib pattern resists side slippage, and is desirable on a front tire. A tire with a block pattern tread has greater friction with the road surface and so is employed chiefly on the rear to improve braking and acceleration efficiency.

The tire size marking shows tire dimensions in inches. For example a 3.00-18 tire has an overall width of 3.00 inches, and fits on an 18 inch rim, i.e. its inside diameter is 18 inches. An "S" after the width number indicates a tire for high speed use.

Tire Construction

