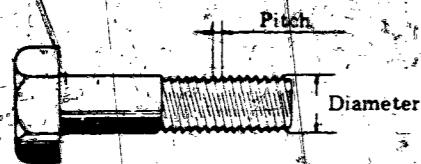


# FORWARD

## FOREWORD

KAWASAKI has decided to accept the ISO (International Standardization Organization) RECOMMENDATION for screw threads of bolts and nuts, and ISO STANDARD is applied on this KAWASAKI.

The screw thread pitch will be altered in the bolts, nuts and screws of 3, 4, 5 and 12 m/m diameters as follows.



Diameter (m/m)	Pitch (m/m)	
	Old	ISO
3	0.60	0.50
4	0.75	0.70
5	0.90	0.80
12	1.50	1.25

Proper attention is required when you begin work since some ISO parts have no interchangeability with old standard parts. (Case of being the same outside diameter.)

The pitches of the screw, bolt and nut of 6, 8, 10, 14 and more diameters are unaltered.

### 2. Parts Number of standard bolts, nuts and screws.

#### EXAMPLE

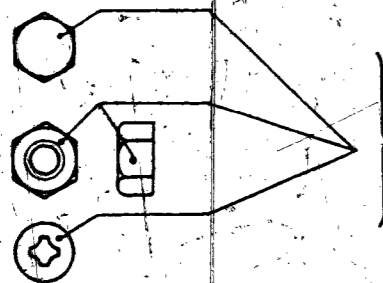
Old	ISO
220B0518	220B0518A
113G1236	113G1236A

### 3. ISO identification

Bolt

Nut

Screw



Embossed or Punched mark

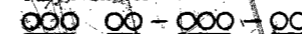
# PARTS LIST INFORMATION

This parts catalogue lists parts and sub-assemblies provided as spare parts.

When it becomes necessary to replace parts, always use KAWASAKI GENUINE PARTS which have passed strict inspection which guarantees quality and performance.

## 1. COMPOSITION OF THE PART NUMBER

### 1-1 Part Number



Color Code  
Production Number  
Classification Number  
Basic Group Number

### 1-2 Standard Hardware Number



ISO Code  
Size Number  
Material of Surface treatment Code (Alphabet)  
Item Number

## 2. ABBREVIATIONS

### 1. WHN EXH USE P/No.

Abbreviated from the phrase "When exhausted, use P/No. \_\_\_\_\_" which indicates that the new parts be used for replacement, but old parts in stock may be used until exhausted.

### 2. E/No. \_\_\_\_\_ and Below. E/No. \_\_\_\_\_ and Above.

These are applied to the part requested to use only for engines having the serial number \_\_\_\_\_ and below (or above.)

### 3. "AR" indicates the part is to be used "as required". It is used mainly for bulk items such as liquid gasket.

### 4. "ALT" indicates the part may be used as "alternate", if another part called for that location is not available.

- |                       |                         |                            |
|-----------------------|-------------------------|----------------------------|
| 5. STD ..... Standard | T ..... Teeth           | t ..... Thickness          |
| Ass'y ..... Assembly  | PR ..... Ply Rating     | I.D. .... Inside Diameter  |
| Ref. .... Reference   | Hex. .... Hexagonal     | O.D. .... Outside Diameter |
| L.H. .... Left Hand   | L ..... Length          | A.R. .... As Required      |
| R.H. .... Right Hand  | d ..... Diameter        | C.A. .... Cut Away         |
| ALT ..... Alternate   | N.A. .... Not Available | W ..... Width              |

## 3. HOW TO ORDER PARTS

Always without fail include three items exactly as listed in this Parts Catalogue in your parts order.

- (1) type and model of motorcycle
- (2) Color Code  
Specify the color using color code and name without fail for ordering of painted parts.  
Example: 51001-094-1Q Fuel Tank Candytone Lime
- (3) Part Name  
Part not shown disassembled in the illustrations of this Parts Catalogue are not sold separately; only the complete units or next higher assemblies illustrated, are supplied as spare parts.

## 4. MODEL YEAR

Selection of exclusive parts for a particular model year will be shown in the remarks column. If the entire part number page is for a particular model year, that model year will be listed in the grid heading. All part numbers without the model year shown will be common parts for the model, regardless of year. Part number of pages with mixed model year exclusive parts will have each year listed in the remarks column.