

# **KAWASAKI 500 H-1B**

## **Special Parts List for European Market**

1. Sep. 1971

**KAWASAKI HEAVY INDUSTRIES, LTD.**  
MOTORCYCLE DIVISION

1-1. Kawasaki-Cho, Akashi, Hyogo Pref, Japan.

Printed in Japan

99997-522©

# Kawasaki 500 H1-B

## INDEX

---

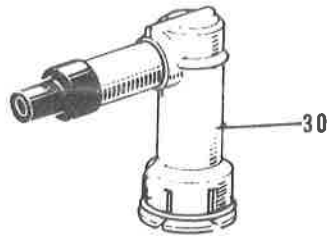
9.	Electrical Equipment for Engine .....	1
16.	Handlebar, Grips .....	1
18.	Fenders .....	3
19.	Tires, Rims .....	3
20.	Disc Brake Equipment A .....	5
27.	Cables .....	5
28.	Electrical Equipment A .....	7
29.	Electrical Equipment B .....	7
32.	Numerical Parts Index .....	10
33.	Standard Hardwares Index .....	10

---

H1-B

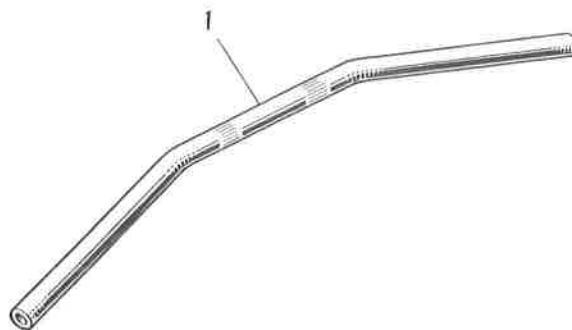
9. Electrical Equipment for Engine

---



16. Handlebar, Grips

---



## 9. Electrical Equipment for Engine

---

Ref. No.	Part No.	Part Name	Quantity	Remarks
30	21130-018	CAP—spark plug	3	

---

## 16. Handlebar, Grips

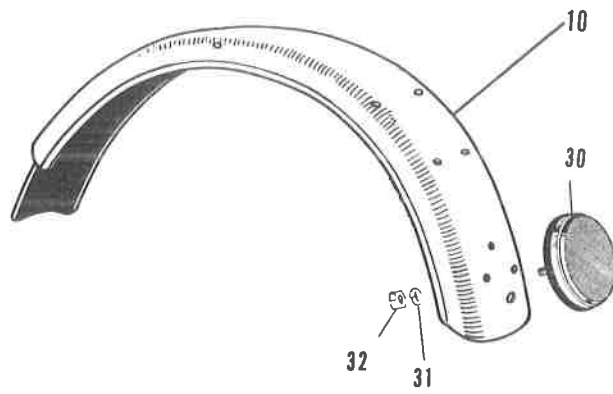
---

Ref. No.	Part No.	Part Name	Quantity	Remarks
1	46005-010	HANDLEBAR—low	1	

---

18. Fenders

---



19. Tires, Rims

---



## 18. Fenders

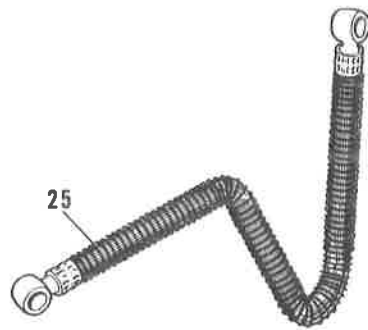
Ref. No.	Part No.	Part Name	Quantity	Remarks
10	35022-063-67	FENDER—rear, Pearl Candytone Orange	1	
30	28012-005	REFLECTOR—reflex	1	
31	461F0500	WASHER—spring, 5 m/m	1	
32	310B0500A	NUT, 5 m/m	1	

## 19. Tires, Rims

Ref. NO.	Part No.	Part Name	Quantity	Remarks
1	41021-012	TIRE (H.3.25-19 4PR)	1	for Front


20. Disc Brake Equipment A

---



27. Cables

---



## 20. Disc Brake Equipment A

Ref. No.	Part No.	Part Name	Quantity	Remarks
25	43059-003	HOSE—front brake	1	L=215 m/m

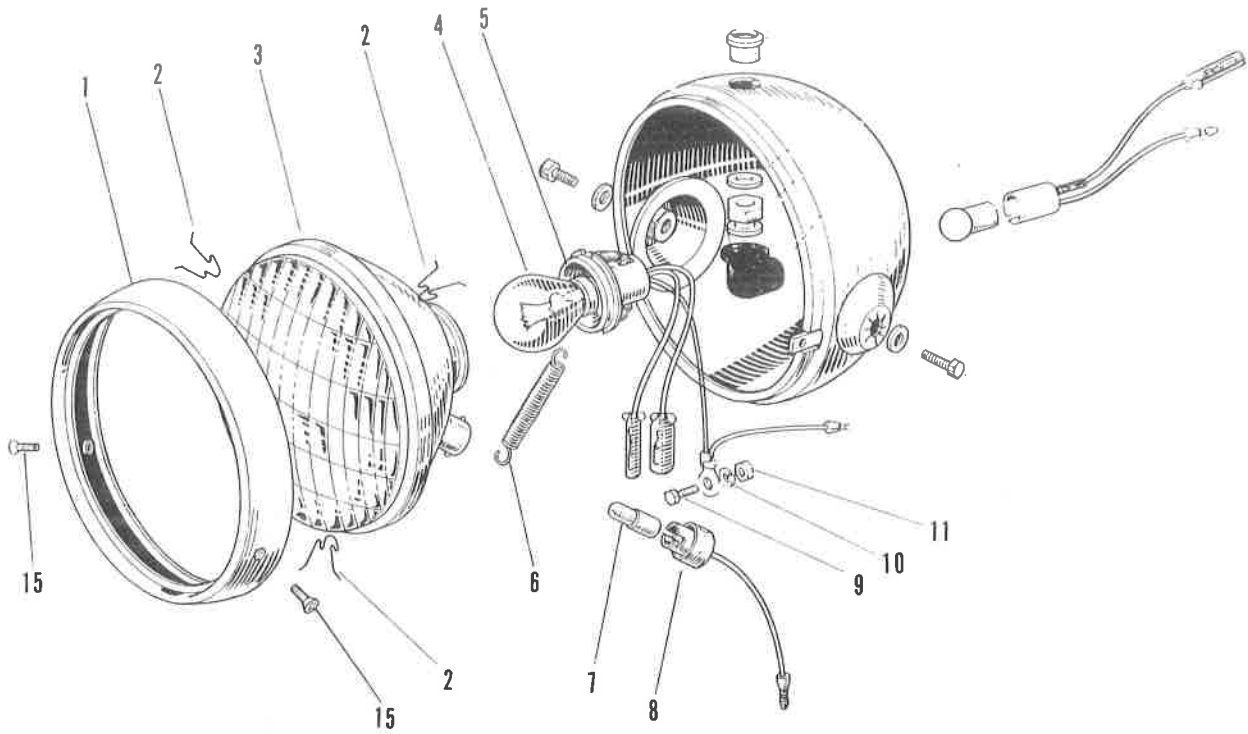
## 27. Cables

Ref. No.	Part No.	Part Name	Quantity	Remarks
1	54001-036	CABLE—speedometer	1	Ident Letter "01-036"
2	54011-032	CABLE—clutch	1	Ident Letter "11-032"
3	54012-055	CABLE—combination	1	Ident Letter "12-055"
4	54017-032	CABLE—starter	1	Ident Letter "17-032"
5	54018-007	CABLE—tachometer	1	Ident Letter "18-007"
6	54022-011	CABLE—rear brake	1	Ident Letter "22-011"



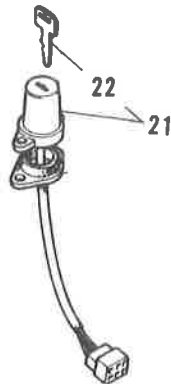
28. Electrical Equipment A

---



29. Electrical Equipment B

---



## 28. Electrical Equipment A

Ref. No.	Part No.	Part Name	Quantity	Remarks
1 ~ 11	23004-017	LAMP UNIT—head	1	
1	23006-022	RIM—head lamp	1	
2	23009-010	SPRING—lens clamp	3	
3	23007-019	LENS UNIT—head lamp	1	
4	92069-045	BULB, 12V-35/35W	1	
5,6	23008-017	SOCKET—head lamp	1	
7	92069-046	BULB, 12V-4W	1	
8	23008-018	SOCKET—parking lamp	1	
9	220B0306A	SCREW—pan head, 3 x 6	1	
10	461F0300	WAHSER—spring, 3 m/m	1	
11	310B0300	NUT, 3 m/m	1	

## 29. Electrical Equipment B

Ref. No.	Part No.	Part Name	Quantity	Remarks
21	27005-040	SWITCH ASSY—ignition	1	
22	27008-045-06	KEY SET, #706		
	27008-045-07	KEY SET, #707		
	27008-045-08	KEY SET, #708		
	27008-045-09	KEY SET, #709		
	27008-045-10	KEY SET, #710		